Add. Spec.

Miniature Slide Guides

–Short Blocks, Interchangeable Small Clearance Type–

Rail Width	Block Length
Standard	Short
	Standard
Wide	Long
	Super Long

Preload and Precision Standards

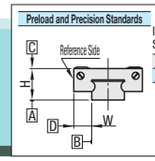

Interchangeable Small Clearance Type

Radial Clearance (μm)
0~15

Dimensional Precision (μm)

	Interchangeable
Dimension Tolerance of Height H	±20
Pair Inter-Difference of Height H	40
Dimension Tolerance of Width W	±20
Pair Unit Variation of Width W	40
Running Parallelism of C against A	Kinetic Precision Chart
Running Parallelism of D against B	Kinetic Precision Chart

Standard Class (Interchangeable, Small Clearance Type) meets the above standard values even after the block is replaced.

Running Parallelism (μm)

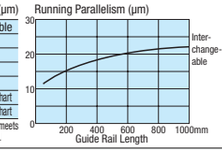

Price Reduction

CAD Data

· Blocks and rails are interchangeable. Also, additional blocks can be installed. Please order blocks separately.

RoHS



*Balls remain retained even when the block is removed from the rail. Retainer (wire) is equipped.

Type			L Dimension	No. of Blocks	M	H	Allowable Temperature
Set	Block	Rail					
SEBSZ	SZSB	STZL	Fixed	1	Carbon Steel	58HRC~	–20~80°C
SE2BSZ				2			
SEBSLZ		STZLF	Selectable	1			
SE2BSLZ				2			
SSEBSZ	SSZSB	SZL	Fixed	1	Stainless Steel	56HRC~	
SSE2BSZ				2			
SSEBSLZ		SZLF	Selectable	1			
SSE2BSLZ				2			

*Filled with lithium soap based grease.
*H8 Type comes with rail mount cap bolts (M2x6).

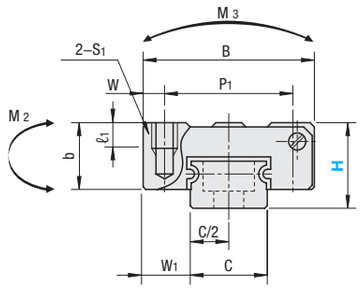

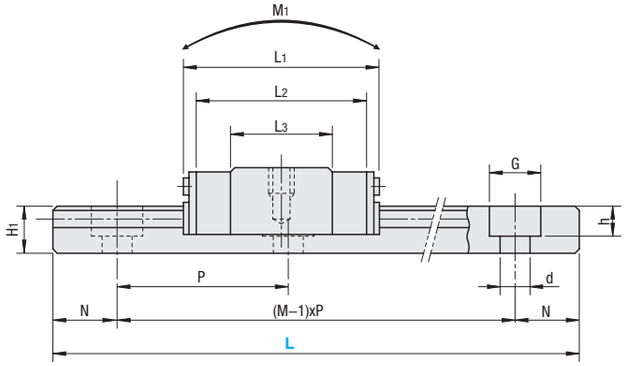

Both rails and blocks have reference planes (grooved sides).
Reference plane is opposite to the stamped side.

Part Number Type	H	W1	B	L1	L2	L3	W	P1	S1	ℓ1	b	H1	C	dxGxh	N	P
–Carbon Steel– (1 Block) SEBSZ SEBSLZ (2 Blocks) SE2BSZ SE2BSLZ	8	5	17	19.6	16.6	9.6	2.5	12	M2	2.5	6.5	4.7	7	2.4x4.2x2.3	5	15
(Block) SZSB (Rail) STZL STZLF	10	5.5	20	22.9	19.9	11.9		15	M3	3	7.8	5.5	9	3.5x6x3.5	7.5	20
–Stainless Steel– (1 Block) SSEBSZ SSEBSLZ (2 Blocks) SSE2BSZ SSE2BSLZ	13	7.5	27	27	24	13	3.5	20		3.5	10	7.5	12	3.5x6x4.5	10	25
(Block) SSZSB (Rail) SZL SZLF	16	8.5	32	32.7	29.7	17.7		25		4	12	9.5	15		15	40

H	Basic Load Rating C (Dynamic) kN	Basic Load Rating Co (Static) kN	Allowable Static Moment M1 N·m	Allowable Static Moment M2 N·m	Allowable Static Moment M3 N·m	Mass Block kg	Mass Guide Rail kg/m
8	0.79	1.27	1.9	1.6	4.6	0.008	0.19
10	1.16	1.68	3.1	2.6	7.9	0.015	0.31
13	1.63	2.38	5.2	4.4	14.8	0.025	0.61
16	3.08	4.23	12.3	10.3	32.6	0.05	1.02

kgf=Nx0.101972

For calculation of weight load and life span in actual use conditions, refer to information on P.2803~P.2806.

■M (number of mounting holes) and N (distance between guide rail end and mounting hole) for L Dimension Selectable Type

H	8	10	13	16	M	N
L	–	36~47	46~57	71~87	2	$N=\frac{L-(M-1)\times P}{2}$
	41~50	48~67	58~82	88~127	3	
	51~65	68~87	83~107	128~167	4	
	66~80	88~107	108~132	168~207	5	
	81~95	108~127	133~157	208~247	6	
	96~110	128~147	158~182	248~287	7	
	111~125	148~167	183~207	288~327	8	
	126~129	168~187	208~232	328~367	9	
	–	188~207	233~257	368~407	10	
	–	208~227	258~282	408~447	11	
	–	228~247	283~307	448~487	12	
	–	248~267	308~332	488~527	13	
	–	268~274	333~357	528~567	14	
	–	–	358~382	568~607	15	
	–	–	383~407	608~647	16	
	–	–	408~432	648~669	17	
	–	–	433~457	–	18	
	–	–	458~469	–	19	
P	P=15	P=20	P=25	P=40		

-Installation Example-

Conventional Type

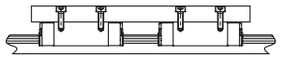

Load-Oriented Use

Short Block Type

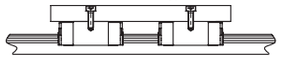

Space-Saving Use

Part Number Type	H	L	No. of Holes	Unit Price Qty. 1~3 Set SEBSZ	Set SSEBSZ	Set SE2BSZ	Set SSE2BSZ	Rails STZL	Rails SZL	2 Blocks SZSB	2 Blocks SSZSB
(1 Block) SEBSZ SSEBSZ (2 Blocks) SE2BSZ SSE2BSZ (Rail) STZL SZL (Block) SZSB SSZSB	8	40	3	18,60	22,40	–	–	4,40	5,10	17,70	20,60
		55	4	19,90	23,90	–	–	5,90	7,00		
		70	5	21,10	25,40	36,20	43,60	7,40	8,70		
		85	6	22,50	27,10	37,50	45,20	8,90	10,60		
		100	7	23,80	28,70	38,80	46,80	10,60	12,50		
		115	8	25,10	30,20	40,10	48,40	12,10	14,40		
		130	9	26,40	31,80	41,40	49,90	13,80	16,20		
	10	35	2	23,00	27,60	–	–	6,90	8,10	21,60	25,00
		55	3	23,00	27,60	–	–	6,90	8,10		
		75	4	24,30	29,10	–	–	8,40	9,90		
		95	5	25,70	30,90	43,50	52,20	10,20	12,00		
		115	6	27,50	33,00	45,30	54,30	12,40	14,60		
		135	7	29,10	34,90	46,90	56,20	14,40	16,90		
		155	8	30,70	37,00	48,50	58,20	16,50	19,40		
		175	9	32,70	39,40	50,60	60,70	19,00	22,30		
		195	10	34,80	41,90	52,70	65,70	21,60	25,50		
		215	11	36,90	44,40	54,80	66,50	24,30	27,40		
		235	12	39,20	47,30	57,00	68,60	27,20	30,70		
		255	13	41,60	50,10	59,30	71,40	30,10	34,00		
		275	14	44,00	53,10	61,80	74,40	33,20	37,30		
	13	45	2	26,00	31,20	–	–	8,80	10,40	23,20	26,90
		70	3	26,00	31,20	–	–	8,80	10,40		
		95	4	27,70	33,30	–	–	11,00	12,90		
		120	5	29,40	35,40	48,50	58,50	13,20	15,50		
		145	6	31,10	37,60	50,40	60,70	15,40	18,20		
		170	7	33,00	39,80	52,10	62,90	17,80	21,00		
		195	8	34,70	42,00	54,00	65,10	20,10	23,70		
		220	9	36,70	44,30	55,80	67,40	22,40	26,40		
		245	10	38,70	46,80	57,80	69,80	25,00	29,50		
		270	11	40,90	49,50	60,10	72,50	27,80	32,80		
		295	12	43,20	52,20	62,30	78,40	30,70	36,10		
		320	13	45,80	55,40	64,90	79,20	34,00	38,20		
		345	14	48,20	58,40	67,40	81,30	37,00	41,70		
		370	15	51,80	62,60	70,90	85,70	41,40	46,70		
		395	16	54,70	66,10	73,70	89,00	44,90	50,60		
		420	17	58,00	70,00	77,10	93,10	49,10	55,30		
		445	18	61,20	73,90	80,30	96,90	53,20	59,80		
		470	19	63,70	77,30	82,90	100,30	56,60	63,80		
	16	70	2	31,80	38,40	–	–	14,40	16,50	27,50	31,50
		110	3	31,80	38,40	–	–	14,40	16,50		
		150	4	34,10	41,20	55,40	66,90	17,50	20,00		
		190	5	36,40	44,00	57,70	69,70	20,50	23,50		
		230	6	39,00	47,20	60,40	72,90	24,20	27,60		
		270	7	42,70	51,60	64,00	77,30	29,00	33,20		
		310	8	47,00	56,90	68,20	82,60	34,70	39,80		
		350	9	50,50	61,10	71,90	86,80	39,50	45,10		
		390	10	53,50	64,60	74,80	90,30	43,30	49,50		
		430	11	57,10	69,00	78,40	94,60	48,10	52,70		
		470	12	61,40	74,10	82,60	99,90	53,90	59,00		
		510	13	65,40	78,90	86,70	104,70	59,20	64,70		
		550	14	69,70	84,10	90,90	109,80	64,90	71,00		
		590	15	75,20	90,90	96,60	116,60	72,50	79,30		
		630	16	80,60	97,40	102,00	123,10	79,50	87,10		
		670	17	85,90	104,00	107,20	129,70	86,80	95,10		

Part Number Type	H	L Selectable (1mm Increment)	Unit Price Qty. 1~3 Set SEBSLZ	Set SSEBSLZ	Set SE2BSLZ	Set SSE2BSLZ	Rails STZLF	Rails SZLF
(1 Block) SEBSLZ SSEBSLZ (2 Blocks) SE2BSLZ SSE2BSLZ (Rail) STZLF SZLF	8	41~55	26,90	31,90	–	–	15,80	16,70
		56 (66)~70	28,10	33,40	43,20	51,60	21,30	23,90
		71~85	29,50	35,10	44,50	53,20	22,90	25,80
		86~100	30,80	36,70	45,80	54,80	24,30	27,60
		101~115	32,10	38,20	47,10	56,40	26,10	29,80
		116~129	33,40	39,80	48,40	57,90	27,60	31,70
	10	36~55	32,30	38,10	–	–	22,30	25,00
		56~75	32,30	38,10	–	–	22,30	25,00
		76 (88)~95	33,70	39,90	51,50	61,20	24,10	27,30
		96~115	35,50	42,00	53,30	63,30	26,30	30,00
		116~135	37,10	43,90	54,90	65,20	28,30	32,50
		136~155	38,70	46,00	56,50	67,20	30,40	35,10
		156~175	40,70	48,40	58,60	69,70	32,90	38,10
		176~195	42,80	50,90	60,70	74,70	35,50	41,40
		196~215	44,90	53,40	62,80	75,50	38,40	45,00
		216~235	47,20	56,30	65,00	77,60	41,00	48,30
		236~255	49,60	59,10	67,30	80,40	44,40	52,50
		256~274	52,00	62,10	69,80	83,40	47,10	55,80
	13	46~70	36,70	43,30	–	–	25,80	29,40
		71~95	36,70	43,30	–	–	25,80	29,40
		96~120	38,40	45,40	–	–	27,90	32,10
		121~145	40,10	47,60	59,40	70,70	30,20	34,80
		146~170	42,00	49,80	61,10	72,90	32,30	37,40
		171~195	43,70	52,00	63,00	75,10	34,80	40,50
		196~220	45,70	54,30	64,80	77,40	37,10	43,40
		221~245	47,70	56,80	66,80	79,80	39,80	46,70
		246~270	49,90	59,50	69,10	82,50	42,50	50,10
		271~295	52,20	62,20	71,30	88,40	45,30	53,50
		296~320	54,80	65,40	73,90	89,20	48,50	57,50
		321~345	57,20	68,40	76,40	91,30	51,70	61,50
		346~370	60,80	72,60	79,90	95,70	56,10	66,90
		371~395	63,70	76,10	82,70	99,00	59,60	71,20
		396~420	67,00	80,00	86,10	103,10	63,80	76,40
		421~445	70,20	83,90	89,30	106,90	67,80	81,40
		446~469	72,70	87,30	91,90	110,30	71,30	84,40
	16	71~110	44,10	52,20	–	–	32,90	37,00
		111~150	44,10	52,20	–	–	32,90	37,00
		151~190	46,40	55,00	67,70	80,70	36,50	41,30
		191~230	49,00	58,20	70,40	83,90	40,10	45,70
		231~270	52,70	62,60	74,00	88,30	44,90	51,40
		271~310	57,00	67,90	78,20	93,60	50,60	58,40
		311~350	60,50	72,10	81,90	97,80	55,40	64,00
		351~390	63,50	75,60	84,80	101,30	59,20	68,60
		391~430	67,10	80,00	88,40	105,60	64,00	74,40
		431~470	71,40	85,10	92,60	110,90	69,70	81,40
		471~510	75,40	89,90	96,70	115,70	75,00	87,70
		511~550	79,70	95,10	100,90	120,80	80,80	94,70
		551~590	85,20	101,90	106,60	127,60	88,40	98,90
		591~630	90,60	108,40	112,00	134,10	95,40	105,70
		631~669	95,90	115,00	117,20	140,70	102,70	112,50

Dimensions of L Selectable in ( ) are applicable to 2 Block Type.

Order Example

Part Number	–	L
SSEBSZ10	–	75
SZL10	–	75
SSZSB10		
SSEBSZ10L	–	75 (L Type Greased)
SSEBSZ10G	–	75 (G Type Greased)
SSEBSZ10H	–	75 (H Type Greased)

Alternative grease type available.
For production time, prices and specs, refer to P.322

Days to Ship

8 Days

Express A 8,00 EUR/ piece P.92

An Express Charge of 21,60 EUR for 3 or more identical pieces.

Price

■Volume Discount P.92

Quantity	1~3	4~7	8~10	11~29
Rate	Price List	5%	10%	15%

For orders larger than indicated values, please request for quotation.

Alter-ations

Part Number – L – (MC, RLC, LLC)
SSEBSLZ8 – 90 – MC

Alterations	Code	Spec.	Price Adder
Tapped Hole 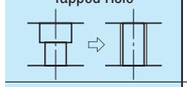	MC	Changes the guide rail mounting hole from counterbore to tapped hole. H / MC: 8 / M3; 10, 13 / M4; 16 / M5	Free of Charge
Rail Ends Cut Cuts the stamped side in front (reference plane opposite).	Left End Cut LLC	Cuts rail ends. Ordering Code LLC. H / L Cut / N: 10 / 2.5; 13 / 5; 16 / 10; N: 5. Applicable to selectable type only. Full length gets shorter by cut length. Not applicable to H8. Not applicable to H10, L35 and H13, L45.	5,00
	Right End Cut RLC		5,00